



Compaq AlphaServer DS20 Pedestal–Rackmount Windows NT V1.1—16 February 1999

Product Description

The Compaq AlphaServer DS20 is a 500MHz EV6 based Alpha microprocessor server with 4 MB level two cache. The AlphaServer DS20 supports two CPUs, and is available in Pedestal configurations with Windows NT operating system. Pedestal configurations can be installed in M-series cabinet enclosures. The AlphaServer DS20 system's high-reliability features include: hot swap disk drives, redundant power supplies, ECC memory, heat sensor, fan failure sensor, and power supply sensor. Integrated on the system motherboard are, a diskette controller, two serial ports, one parallel port, and keyboard and mouse controller.

AlphaServer DS20 Pedestal System supports up to 10 internal storage devices including one floppy diskette drive, one CD-ROM, one additional 5.25-inch removable media device, and seven hot swap StorageWorks disk drives. The system supports up to 128 GB of internal storage with seven 18.2 GB disk drives.

System Ordering Rules

- AlphaServer DS20 systems require the mandatory selection of: a system disk, two SCSI ports, and a network adapter. Users can select 4.3 GB, 9.1 GB, or 18.2 GB disk drive as the system disk.
- To order a complete system select: (1) a system, (2) a system disk, (3) two SCSI ports, and (4) an Ethernet Adapter.

M-series Cabinet Enclosures

- Cabinet enclosures are available in two sizes: 67-inch and 79-inch.
- See Cabinet Configuration Chart for maximum combinations of systems and StorageWorks shelves supported in M-series Cabinet Enclosures.

Compaq and the names of Compaq products referenced herein are either trademarks and/or service marks or registered trademarks and/or service marks of Compaq.

DIGITAL is a Trademark of Compaq Computer Corporation.

Microsoft, Windows, Windows NT, SQL Server, Office and BackOffice are either trademarks or registered trademarks of Microsoft Corporation.

Intel and Pentium are registered trademarks of Intel Corporation.

Other product and company names mentioned herein may be trademarks and/or service marks of their respective owners.

Step 1—AlphaServer DS20 Pedestal Systems

Configuration menus require the mandatory selection of:

- Windows NT Packaged System and mandatory components:
 - One UltraSCSI system disk drive
 - Minimum of two SCSI ports¹
 - One Ethernet adapter
 - One graphics adapter
 - Windows NT Server license, media kit from Step 11
 - Country-specific keyboard and power cord from Step 10 (non-North American orders only)
- 1. Two SCSI ports are required for internal removable media devices, and internal StorageWorks disk shelf operating in single-bus mode. **Note:** One additional SCSI port and an H8253-AA UltraSCSI bus splitter kit are required to operate StorageWorks disk shelf in split-bus mode.

Note: See Step 12 for M-series Cabinet Enclosure configuration rules

Pedestal Systems include

- Alpha microprocessor 21264 500 MHz CPU with 4 MB ECC onboard cache
- Pedestal enclosure with:
 - 6 expansion slots
Five 64-bit PCI slots and one 64-bit PCI/ISA combination slot
 - 16 DIMM memory slots support 4 memory options
 - 10 storage slots
One diskette drive slot (1.44MB diskette drive included)
One 600 MB 32X CD-ROM drive slot (CDROM included)
One additional removable media slot
Seven StorageWorks hard drive slots
 - Two serial ports, support full duplex asynchronous modem control
 - One bi-directional enhanced parallel port
 - PS/2 style keyboard port and mouse port
 - One 675-Watt self-switching (120/240V, 60/50Hz) power supply¹
 - 1.44 MB diskette drive in dedicated slot
 - 600 MB CD-ROM—uses one removable media slot
 - 128MB, 256MB, or 512 MB of memory
 - 3-button mouse
 - U.S. English keyboard and 120 V power cord with North American orders.
 - Selection of a country-specific keyboard and power cord is mandatory for all non-North American orders.
 - Integrated Advanced Server Management features, including ServerWorks Manager kit
 - Hardware Warranty: Three-year on-site²
 - Software Warranty²
- 1. Included power supply provides power for normal system operation. System supports an additional optional power supply for N+1 redundancy.
- 2. Service upgrades are available; see Hardware and Software Supplemental Services.

Windows NT 6/500 MHz CPU Packaged Systems

- Compaq's OEM license agreement for Windows NT mandates compliance with specific configuration rules:
 - Selection of language-specific Windows NT Server 4.0 license/media (CD-ROM) kit is mandatory, see Step 11.

Note: Windows NT Pedestal Packaged systems have **six** available PCI slots. Installation of mandatory options and reduces available PCI slots.

Order Number	Memory	2 SCSI Ports	Hard Disk Drive	Network Adapter	Graphics ¹	Monitor
DN-55NJA-BA	128 MB	Mandatory	Mandatory	Mandatory	Mandatory	Required
DN-55NJA-CA	256 MB	Mandatory	Mandatory	Mandatory	Mandatory	Required
DN-55NJA-EA	512 MB	Mandatory	Mandatory	Mandatory	Mandatory	Required

Key: Mandatory items **must** be on purchase order at initial order acceptance.
Required items are essential for full system operation.

Step 1b—Mandatory Options

- Selection of a minimum of two SCSI ports, a system disk drive, and a Network Adapter is **mandatory**.
- Additional options are supported, select as required.

Select one System Disk Drive—Mandatory

If more than one size of disk is ordered, operating system will be factory installed on the smallest disk.

Order Number	System Disk
DS-RZ1CF-VW	4.3 GB 7200 RPM UltraSCSI disk
DS-RZ1DF-VW	9.1 GB 7200 RPM UltraSCSI disk
DS-RZ1EF-VW¹	18.2 GB 7200 RPM UltraSCSI disk

1. 18.2GB disk drives are not supported on KZPAC-xx PCI-based RAID controllers

Select two SCSI ports—Mandatory

- Two SCSI ports are mandatory to support internal storage:
 - Internal removable media devices are supported on KZPCM-DA and KZPBA-CA adapters only. Internal removable media devices are **not** support on KZPAC-AA/CA/CB RAID controllers.
 - Internal StorageWorks seven disk shelf requires one SCSI port when configured in single-bus mode¹
- System includes SCSI cable(s) to connect SCSI adapters/controllers to internal storage.

1. To configure StorageWorks disk shelf in split-bus mode one addition SCSI port is required.

The requirement of two SCSI ports can be fulfilled by ordering:

- One KZPCM-DA two port UltraSCSI single-ended adapter, or
- Two KZPBA-CA one port UltraSCSI single-ended adapter, or
- One KZPBA-CA one port UltraSCSI single-ended adapter and one KZPAC-AA/CA/CB UltraSCSI RAID controller.

Order Number	SCSI Adapter
KZPCM-DA	PCI-based two port UltraSCSI Single-ended adapter and 10/100 Mbit Ethernet Combo adapter
KZPBA-CA	PCI-based one port UltraSCSI Single-ended adapter
KZPAC-AA	PCI-based one port UltraSCSI RAID controller
KZPAC-CA/CB	PCI-based three port UltraSCSI RAID controller

Select one Ethernet Adapter—Mandatory

Note: Ethernet adapter is not required if KZPCM is selected as the SCSI adapter.

Order Number	Network Adapter
DE500-BA	PCI-based 10/100 Mbit Fast Ethernet adapter UTP
DE504-BA	PCI-based 10/100 Mbit Quad Channel Ethernet adapter

Step 2—Additional CPU Modules (SMP Add-ons and Upgrades)

AlphaServer DS20 System supports one additional CPU

3X-KN310-AD Windows NT SMP upgrade includes one 6/500 CPU

Step 3—Memory

- System supports up to four memory kits (each kit includes 4 industry-standard ECC DIMMs).
- System includes one memory kit.
- System supports three additional memory kits for a system maximum of 2 GB memory.

MS340-BA	128 MB(4 x 32 MB DIMMs) memory kit
MS340-CA	256 MB(4 x 64 MB DIMMs) memory kit
MS340-DA	512 MB(4 x 128 MB DIMMs) memory kit

Step 4—Internal Storage

Pedestal Enclosure supports a total of ten storage devices:

- One dedicated diskette drive slot (1.44 MB diskette drive included).
 - One 5.25" removable media slot (600 MB 32X CD-ROM included).
 - One 5.25" additional removable media slot.
 - Seven 3.5-inch internal hard disk drive slots.
-

Step 4a—Internal Disk Drives

- Selection of one System Disk Drive is mandatory.
- Up to six additional hard disk drives are supported in internal storage disk shelf.

Note: Internal storage disk shelf is configured in single-bus mode. To configure internal storage disk shelf in split-bus mode one additional SCSI port and an H8253-AA UltraSCSI bus splitter kit are required.

DS-RZ1CF-VW	4.3 GB 7200 RPM 16-bit UltraSCSI disk drive
DS-RZ1DF-VW¹	9.0 GB 7200 RPM 16-bit UltraSCSI disk drive
DS-RZ1EF-VW²	18.0 GB 7200 RPM 16-bit UltraSCSI disk drive

1. KZPAC RAID Array 230/Plus Controller supports 9 GB Drives – for configuration information on the 32GB Logical Drive Limit of the KZPAC, see the Systems and Option Catalog file for Storage RAID Controllers
<http://webir.das.dec.com/info/CU5911/CU5911HM.HTM>
2. 18.2 GB disk drives are not supported on KZPAC-xx RAID controllers.

Internal UltraSCSI Cable Kit

H8253-AA	UltraSCSI bus splitter kit includes SCSI bus repeater card, two data cables, Y power cable harness, and SCSI active terminator assembly, and installation guide. Required to configure internal storage shelf in split bus mode.
-----------------	----------------------------------------------------------------------------------------------------------------------------------------------------------------------------------------------------------------------------------

Internal Removable Media Devices

- Systems include CD-ROM drive in 5.25" half-height removable media slot.
- Systems support one additional 5.25" half-height removable media device.

RRD47-VD	600 MB 32X CD-ROM drive (RRD47) 5.25" Top Gun Blue
TLZ10-LK	12/24 GB 4 mm DAT SCSI tape drive (TLZ10) 5.25" Frost White

Step 5—External Storage

UltraSCSI Configuration Rules

- UltraSCSI configurations require UltraSCSI components (controllers, adapters, shelves, disks, and cables).
- UltraSCSI adapters and RAID controllers support UltraSCSI disks at UltraSCSI speeds in UltraSCSI Top Gun Blue shelves (DS-BA356-xx).
- Fast10 BA356-xx SCSI shelves can not be retrofitted. Replace Fast10 SCSI shelf with DS-BA356-xx shelf
- when adding an UltraSCSI disk and when connecting to UltraSCSI adapter.
- UltraSCSI and Fast10 drives can be mixed in DS-BA356 Top Gun Blue UltraSCSI shelf. UltraSCSI adapter negotiates maximum transfer speed of drives.

UltraSCSI Connectors and Cables

- KZPBA-CA PCI one port UltraSCSI Single-ended adapter, 68HD connector, requires BN38C cables (2 to 20 m) to connect to UltraSCSI shelf.
- KZPBA-CB PCI one port UltraSCSI Differential adapter, 68HD connector, requires BN38C cables (2 to 25 m) to connect to UltraSCSI shelf or external RAID array controller.
- KZPAC-AA/CA/CB RAID controller, VHDCI connector, require BN37A cables (.3 to 20 m) to connect to UltraSCSI shelf.
- KZPCM-DA PCI two port UltraSCSI Single-ended adapter and 10/100M-bit Ethernet Combo adapter. Internal 68-pin and 50-pin HD connectors and two external 68-pin VHDCI connectors.

BN38C VHDCI to 68HD Cables—KZPBA UltraSCSI adapter to UltraSCSI shelf

BN38C-xx VHDCI male to 68HD male. xx=2, 3, 5, 10, and 20 meter lengths

BN37A VHDCI to VHDCI Cables—KZPAC RAID controller and KZPCM UltraSCSI adapter to UltraSCSI shelf

BN37A-0C	0.3 m VHDCI male to VHDCI male
BN37A-0E	0.5 m VHDCI male to VHDCI male
BN37A-01	1.0 m VHDCI male to VHDCI male
BN37A-1E	1.5 m VHDCI male to VHDCI male
BN37A-02	2.0 m VHDCI male to VHDCI male
BN37A-2E	2.5 m VHDCI male to VHDCI male
BN37A-xx	3.0 m VHDCI male to VHDCI male. xx=3, 5, 10, 15, 20, and 25 meter lengths

UltraSCSI StorageWorks Pedestals and Shelves

UltraSCSI Top Gun Blue shelf provides support for UltraSCSI disk drives. Shelf is available in single-bus or split-bus configurations. Shelf includes a personality module and a 180 W power supply.

UltraSCSI shelf supports:

- Seven 3.5-inch hard disk drives, or
- One 5.25-inch device and four 3.5-inch hard disk drives, or
- Two 5.25-inch devices and one 3.5-inch hard disk drive.

Note: Installation of redundant power supply reduces number of 3.5" drive slots by one.

Pedestal Enclosure

DS-BA356-KF	UltraSCSI single-ended pedestal, single-bus personality module, 180 W power supply
DS-BA356-KG	UltraSCSI single-ended pedestal, split-bus personality module, 180 W power supply
DS-BA356-KH	UltraSCSI pedestal, differential personality module, 180 W power supply
DS-BA35X-HH	180 W power supply

Tabletop Tape Drives

DS-TLZ10-DB¹ 12/24 GB 4 mm DAT narrow single-ended tabletop SCSI tape, includes 120 V North American power cord, requires BN31W-xx SCSI cable

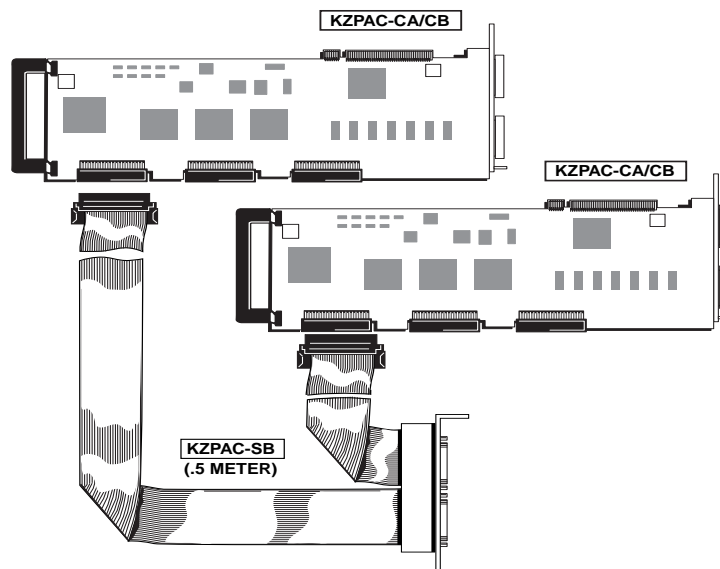
1. Requires dedicated KZPBA-CA UltraSCSI adapter, one BN21K-xx SCSI cable, and a country-specific power cord.

Step 5a—Storage Controllers

- Selection of two SCSI ports is mandatory for internal storage, see Step 1c.
- Charts indicate minimum level of operating system supported.

Order Number	Description	Maximum # Supported Windows NT 4.0 SP3
KZPCM-DA	PCI-based two port UltraSCSI Single-ended adapter and 10/100Mbit Ethernet Combo adapter, uses 1 PCI slot. Internal 68-pin and 50-pin HD connectors and two external 68-pin VHDCI SCSI connectors.	4
BN37A-xx	VHDCI male to VHDCI male UltraSCSI cable; required for each external UltraSCSI shelf attached to KZPCM.	
KZPBA-CA	PCI-based one port UltraSCSI Single-ended adapter, uses 1 PCI slot. Internal 68-pin and 50-pin HD connectors and external 68-pin HD connector.	4
KZPBA-CB	PCI-based one port UltraSCSI Differential adapter, uses 1 PCI slot, external 68-pin HD connector.	4
BN38C-xx	68-pin HD male to VHDCI male UltraSCSI cable; required for each external UltraSCSI shelf attached to KZPBA-CA/CB adapter.	
KZPAC-AA¹	PCI-based one port UltraSCSI RAID controller with 4 MB cache memory, includes RAID Array 230/Plus Subsystem software and documentation kit. VHDCI female connector. Tape drives are not supported.	2
KZPAC-CA¹	PCI-based three port UltraSCSI RAID controller with 4 MB cache memory, includes RAID Array 230/Plus Subsystem Software and documentation kit. Tape drives are not supported. SCSI cable is required for each active port. Requires BN31K-0E for external third port connection.	2
KZPAC-CB¹	Same as KZPAC-CA with 8 MB cache memory	2
KZPSC-UB	Cache battery backup for KZPAC controller	
BN37A-xx	VHDCI male to VHDCI male UltraSCSI cable; required for each external UltraSCSI StorageWorks shelf attached to KZPAC. Note: Manufacturing may substitute BN37A-02 cable for certain cabinet configurations	
BN31K-0E¹	SCSI cable/bulkhead assembly kit with KZPAC-CA/CB, allows external connection of one third port.	
KZPAC-SB¹	SCSI cable/bulkhead assembly kit with two ports for KZPAC-CA/CB, allows external connection of two third ports.	

1. 18.2 GB disk drives are not supported on KZPAC-xx RAID controllers
2. SCSI cable/bulkhead assembly kit supports one third port connection from KZPAC-CA/CB, allows external connection of one third port. AlphaServer DS20 includes ten bulkhead slots, six are active PCI I/O slots.
3. SCSI cable/bulkhead assembly kit supports two third port connections from KZPAC-CA/CB, allows external connection of two third ports.



Step 5b—M-series Cabinet Enclosure

For additional information on M-series Cabinet Enclosures see www.digital.com/alphaserver/products/m-series.html

M-series Top Gun Blue Cabinet Enclosures are available in two sizes:

- 67" high Cabinet Enclosure (H9A10-xx) 31U or 54.2" of usable vertical space.
- 79" high Cabinet Enclosure (H9A15-xx) 38U or 66.5" of usable vertical space.
- AlphaServer DS20 Pedestal requires 11U of usable vertical space.
- StorageWorks shelves require 4U of usable vertical space.

Cabinet Configuration Chart

Note: Order a Mounting Kit for each system installed in a Cabinet Enclosure.

Cabinet Enclosure	Mounting Kit	Cabinet Height and Space		Systems	Shelves	Ballast Kit
H9A10-MC/MD	2T-R1200-AB	54.2 inches	31U	1	6	1
				2	2	1
H9A15-MC/MD	2T-R1200-AB	66.5 inches	38U	1	6	2
				2	6	1
				3	2	0

M-series Cabinet Enclosure Options

M-series Cabinet Enclosures require the **mandatory** selection of:

- H9A10 or H9A15 Cabinet, 120V or 240V variant.
- AlphaServer DS20 Rackmount Kit per system ordered.
- One 4.5 meter power cord per system ordered.
- Cabinet front door based on cabinet height.
- Factory Integration.
- Ballast kits as required.

Cabinet Enclosures

H9A10-MC	120 V dual 24 A controller, each with 10 NEMA 5-15R outlets, input power plug NEMA L5-30P, Americas, Asia Pacific Includes rear door, top fan tray, and 2 H7600-AA power distribution units
H9A10-MD	240 V dual 16 A controller, each with 12 IEC C13 outlets, input power plug IEC 309, 16A, Europe Includes rear door, top fan tray, and 2 H7600-DB power distribution units
H9A15-MC	120 V dual 24 A controller, each with 10 NEMA 5-15R outlets, input power plug NEMA L5-30P, Americas, Asia Pacific Includes rear door, top fan tray, and 2 H7600-AA power distribution units
H9A15-MD	240 V dual 16 A controller, each with 12 IEC C13 outlets, input power plug IEC 309, 16A, Europe Includes rear door, top fan tray, and 2 H7600-DB power distribution units

For custom integration of systems, options, and additional Compaq and third party devices, or for other cabinets, doors, and trim kits of a different color, contact Compaq CustomSystems at 1-800-DIGITAL, or contact your local authorized Compaq Certified Integration Partner.

Rackmount Kit

2T-R1200-AB	Rackmount Kit includes mounting shelf, slide rails, front dress bezel, interlock mechanism, and cable management bracket. System slides out front of cabinet for full service access. Each System installed in a cabinet requires one 4.5 meter power cord for each power supply ordered with system. BN20Z-4E for North American use, or BN35S-4E for non-North American use.
BN20Z-4E	4.5 meter power cord for North American use
BN35S-4E	4.5 meter power cord for non North American use

Cabinet Front Door

H9C10-TF	Top Gun Blue front door for H9A10-MC/MD Cabinet Enclosure
H9C15-TF	Top Gun Blue front door for H9A15-MC/MD Cabinet Enclosure

Step 5b—M-series Cabinet Enclosure (*continued*)**Factory Integration**

YS-ASCAA-AA Factory Integration of systems and storage devices assembled and configured in cabinet enclosure in predefined locations

Ballast Kit

Ballast is added to a cabinet at specific locations for specific configurations to meet safety regulations for installation, operation, and service. It is required in H9A15 cabinets when only one system is installed. Refer to Cabinet Configuration Chart.

H9C10-MC Two 35-40 lbs. steel plates

Shelves supported in M-series Cabinets

BA36R-RC UltraSCSI single-ended RETMA rack, single-bus personality module, 180 W power supply

BA36R-RD UltraSCSI single-ended RETMA rack, split-bus personality module, 180 W power supply

BA35R-MR Rackmount StorageWorks controller shelf with RETMA mounting kit, and NEMA power for H9A10-MC/H9A15-MC cabinet, North America, Asia Pacific. Order BN30B-02 for mounting in H9A10-MD/H9A15-MD cabinet (Europe).

CK-BA35X-HH 180 W power supply

Shelves supported in SW8xx and 5xx Cabinets

DS-BA356-JD UltraSCSI single-ended METRIC rack, single-bus personality module, 180 W power supply

DS-BA356-JE UltraSCSI single-ended METRIC rack, split-bus personality module, 180 W power supply

DS-BA356-JF UltraSCSI single-ended METRIC rack, single-bus, differential personality module, 180 W power supply

Removable Media Devices for External StorageWorks shelves

DS-TLZ10-VA 12/24 GB 4 mm DAT narrow SCSI tape drive in StorageWorks carrier

TLZ9L-VA 32-64 GB 4 mm DAT SCSI tape drive loader in full-height StorageWorks carrier

DS-RRD47-VA 600 MB 32X CD-ROM drive in StorageWorks carrier

DS-RRD47-VU 600 MB 32X CD-ROM, second drive supported in DS-RRD47-VA carrier

StorageWorks Power Supply

DS-BA35X-HH 180 W power supply

Compaq CustomSystems Support

Cabinets containing systems and storage must be assembled by qualified assemblers: Compaq Manufacturing, Compaq CustomSystems Group, or an authorized Compaq Certified Integration Partner.

For custom integration of systems, options, cabinet expansion offerings, and additional Compaq and third party devices, or for other cabinets, doors, and trim kits of a different color, contact Compaq CustomSystems at 1 800-DIGITAL, or your local authorized Compaq Certified Integration Partner.

Step 5d—UltraSCSI RAID Array Controller and UltraSCSI RAID Packaged Solutions**UltraSCSI RAID Array Controller**

DS-HSZ70-AH StorageWorks UltraSCSI RAID Array controller includes 64 MB cache, 6 UltraSCSI single-ended channels, CLI cable kit, controller to controller jumper cable, and two ECB cables. Requires HSZ70 Solutions Software Kit and external cache battery (QB-5SBAD-SA/SB for Windows NT).

Step 5d—UltraSCSI RAID Array Controller and UltraSCSI RAID Packaged Solutions (*continued*)**ESA 10000 Storage Arrays and RAID Array 7000 (RA7000) Options**

- ESA 10000 Storage Arrays and RAID Array 7000 (HSZ70 Product Set) are supported on AlphaServer DS20 systems
- The HSZ70 is supported on KZPBA-CB UltraSCSI differential controller.

ESA 10000 Enterprise Storage Arrays

See StorageWorks Packaged Solutions in StorageWorks Chapter of *Systems and Options Catalog*, or on the WEB at <http://www.digital.com/info/SOHOME/> for additional configuration information on HSZ70 controllers in ESA 10000 and RA7000.

DS-SWXES-AA/AB ESA 10000 high capacity/general business base unit

Includes: Data Center 600 mm enclosure
 2 BA370-AA Rackmounted shelves with 5 shelf power supplies each, expandable to 8
 2 HSZ70 six port controllers 64 MB mirrored write back cache each, expandable to 128 MB each
 6 Ultra SCSI expansion cables
 1 10 meter host to controller cable (BN37A-10)
 Serial line assembly with adapters (9 pin and 25 pin)
 Power cord and documentation
 Supports up to 48 drives

Requires: HSZ70 Solutions Software kit for platform, host adapter, and disks to be ordered separately

Options: 64 MB cache upgrade and fully redundant power

DS-SWXES-BA/BB ESA 10000 high bandwidth base unit

Includes: Data Center 600 mm enclosure
 2 BA370-AA Rackmounted shelves with 5 shelf power supplies each, expandable to 8
 4 HSZ70 six port controllers 64 MB mirrored write back cache each, expandable to 128 MB each
 2 10 meter host to controller cables (BN37A-10)
 Serial line assembly with adapters (9 pin and 25 pin)
 Power cord and documentation
 Supports up to 48 drives

Requires: HSZ70 Solutions Software kit for platform, host adapter, and disks to be ordered separately

Options: 64 MB cache upgrade and fully redundant power

DS-SWXES-CA/CB ESA 10000 dual expansion base unit

Includes: Data Center 600 mm enclosure
 2 BA370-AA Rackmounted shelves with 5 shelf power supplies each, expandable to 8
 12 Ultra SCSI expansion cables
 SW600 cabinet joiner kit
 Power cord and documentation
 Supports up to 48 drives

Requires: HSZ70 Solutions Software kit for platform, host adapter, and disks to be ordered separately

Options: Fully redundant power

DS-SWXES-DA/DB ESA 10000 single expansion w/ dual controllers base unit

Includes: Data Center 600 mm enclosure
 1 BA370-AA Rackmounted shelf with 5 shelf power supplies, expandable to 8
 2 HSZ70 six port controllers 64 MB mirrored write back cache each, expandable to 128 MB each
 1 10 meter host to controller cable (BN37A-10)
 Serial line assembly with adapters (9 pin and 25 pin)
 Power cord and documentation
 Supports 24 drives, expandable to 48 with BA370 rackmount upgrade.

Requires: HSZ70 Solutions Software kit for platform, host adapter, and disks to be ordered separately

Options: 64 MB cache upgrade, fully redundant power, and BA370 rackmount upgrade.

Step 5d—UltraSCSI RAID Array Controller and UltraSCSI RAID Packaged Solutions (*continued*)**RAID Array 7000 (RA7000)**

DS-SWXRA-HA	RAID Array 7000 with Dual controllers Includes: 24 SBB Departmental Cabinet 2 HSZ70 6 port controllers with 64 MB mirrored write-back cache each, expandable to 128 MB each I/O expansion module Dual cache battery in SBB with cable Five 180 watt power supplies, expandable to eight Fully redundant cooling Environmental Monitor Unit (EMU) 5 meter host to controller cable BN37A-05 with BN38E-0B VHDCI to 68 HD conversion cable, Serial line kit, controller to controller jumper cable for redundant controllers, and U.S. power cord. Requires: HSZ70 Solutions Software Kit for platform, host adapter, and disks to be ordered separately Options: 64 MB cache upgrade, Up to two RA7000 Expansion cabinets. Optional power supplies.
DS-SWXRA-HB	RAID 24 UltraSCSI SBB Pedestal Expansion cabinet
DS-SWXRA-HC	RAID Array 7000 with Single controller Includes: 24 SBB Storage Cabinet 1 HSZ70 6 port controller with 64 MB mirrored write-back cache, expandable to 128MB I/O expansion module Single cache battery in SBB with cable Five 180 watt power supplies expandable to eight Fully redundant cooling Environmental Monitor Unit (EMU) 5 meter host to controller cable BN37A-05 with BN38E-0B VHDCI to 68 HD conversion cable, Serial line kit, controller to controller jumper cable for redundant controllers, and U.S. power cord. Requires: HSZ70 Solutions Software Kit for platform, host adapter, and disks to be ordered separately Options: Second HSZ70 controller and cache battery; 64 MB cache upgrade; Up to two RA7000 Expansion cabinets. Optional power supplies.

Adapters and Platform Specific Solutions Software

- Each KZPBA-CA adapter ordered to support HSZ70(s) requires an HSZ70 Solutions Software Kit
- HSZ70 Solutions Software Kits must be ordered for each new HSZ70 controller in a configuration.
- HSZ70 Solutions Software Kits provide tools needed to link ESA 10000 to a wide variety of vendor platforms.
- HSZ70 Solutions Software Kits with -SA variants included documentation
HSZ70 Solutions Software Kits with -SB variants do not include documentation, select for each additional adapter ordered if documentation is available onsite.

HSZ70 Solutions Software Kits include:

- PCMCIA card containing software for storage controller
- StorageWorks Command Console (SWCC) software, and software licenses
- HSZ70 and SWCC supporting documentation

Select Adapter and HSZ70 Solutions Software Kit for host platform

Supported Adapters	HSZ70 Solutions Software Kit	Host Platform
KZPBA-CB	QB-5SBAD-SA/SB	Windows NT

Cache Upgrade

Select cache upgrade for HSZ70 controllers. Redundant controllers require equal amounts of cache

DS-HSSIM-AB	64 MB Cache Upgrade for HSZ70
--------------------	-------------------------------

Step 5d—UltraSCSI RAID Array Controller and UltraSCSI RAID Packaged Solutions (continued)
Disk Expansion Cabinet

Note: Order Expansion Cable Kit for each Disk Expansion Cabinet selected.

DS-SWXRA-HB	Disk Expansion Cabinet, includes 24 disk slots, 5 power supplies, redundant cooling, EMU and PVA, power cable
DS-BNK37-1E	Expansion Cable Kit, required for each Disk Expansion Cabinet DS-SWXRA-HB
DS-BA35X-HH	180 Watt Power Supply. Fully redundant power requires three additional power supplies, one additional DS-BA35X-HE power control unit, and one additional DS-SW6XP-AA/AB power distribution unit.
DS-BA35X-HE	ac Power Control Unit, required when more than five 180 Watt power supplies are installed
DS-SW6XP-AA/AB	SW600 Power Distribution Unit, quantity of 1 required for each SW600 for full power redundancy.

Additional Options

DS-HS35X-BC	Single replacement external cache battery, one battery in a single Blue SBB
DS-HS35X-BD	Dual replacement external cache battery, two batteries in a single Blue SBB, supports cache of dual redundant controllers. Requires ordering 1 Power Verification and Addressing (PVA) DS-BA35X-EC
DS-BA35X-BA	Battery shelf for SW600 cabinet
DS-BA35X-MK	Dual speed fan kit
DS-BA35X-MN	Single-ended I/O module
DS-BA35X-EB	Environmental Monitor Unit (EMU)
DS-BA35X-EC	Power Verification and Addressing (PVA)
BN37A-xx	Host to controller cable
BN38E-0B	68-pin HD to VHDCI UltraSCSI conversion cable
H9C10-JC	H9A10 Cabinet Joiner Kit for SW600
H8865-AA	UltraSCSI Single-ended external terminator
H8863-AA	UltraSCSI Differential external terminator
DS-BA370-AA	Rackmountable BA370 shelf includes five 180 W power supplies, eight high power blowers, RETMA and Metric mounting kit, not supported in M-series Cabinet Enclosure.
DS-SW600-AA	60 Hz 600 mm Storage Cabinet includes single phase power distribution unit DS-SW6XP-AA
DS-SW600-AB	50 Hz 600 mm Storage Cabinet includes single phase power distribution unit DS-SW6XP-AA

Step 5—Monitors

Windows NT systems require a video monitor and keyboard for user stations unless available on site.

Note: Selection of a video extension cable and a country specific power cord is mandatory for all monitor variants.

See Step 5a for video extension cable

See Step 5b for country specific power cords

SN-VRQV5-24/23	15" (13.8" viewable image size) Corporate Series auto-scan color monitor, flat square Invar CRT, 0.28 mm dot pitch, VGA to 1024 x 768 @ 75 Hz, TCO 95, MPRII, Energy Star, attached 1.8 meter video cable. Requires mandatory selection of video extension cable and country specific power cord for all variants. –24 = Northern Hemisphere without power cord –23 = Southern Hemisphere without power cord
SN-VRQP7-24/23	17" (16.0" viewable image size) professional series auto-scanning color monitor, Trinitron CRT, 0.25 mm aperture grill pitch, VGA to 1280 x 1024 at 75 Hz, TCO 95, MPR-II, Energy Star, attached 1.8 meter video cable. Requires mandatory selection of video extension cable and country specific power cord for all variants. –24 = Northern Hemisphere without power cord –23 = Southern Hemisphere without power cord

Step 5—Monitors (*continued*)

SN-VRQP1-24/23 21" (19.6" viewable image size) auto-scanning color monitor, Trinitron CRT, 0.25 mm aperture grill pitch, VGA to 1600 x 1200 at 75 Hz NI, TCO 95, Energy Star, includes a 1.8 meter video cable. Requires mandatory selection of video extension cable and country specific power cord for all variants.
 –24 = Northern Hemisphere without power cord
 –23 = Southern Hemisphere without power cord

Step 5b—Video Extension Cable

BN39C-02 1.8 meter video extension cable—mandatory for each monitor ordered

Step 5c—Monitor Power Cords

BN26J-1K North American, Japan, 120 V, 75-inches long
BN19H-2E Australia, New Zealand, 2.5m long
BN19C-2E Central Europe, 2.5 m long
BN19A-2E UK, Ireland, 2.5 m long
BN19E-2E Switzerland, 2.5 m long
BN19K-2E Denmark, 2.5 m long
BN19Z-2E Italy, 2.5 m long
BN19S-2E Egypt, India, South Africa, 2.5 m long
BN18L-2E Israel, 2.5 m long

Step 6—Graphics Adapters

- Windows NT systems require a graphics adapter, monitor and keyboard for user stations unless available on site.
- System supports maximum of one graphics adapter.

SN-PBXGB-AA Powerstorm 3D30 Graphics (TGA2)

Step 7—Networks and Communications

Order Number	Description	Maximum # Supported Windows NT 4.0 SP3
DE500-BA	PCI-based 10/100-Mbit 1 port Fast Ethernet controller (Twisted Pair)	2
DE504-BA	PCI-based 10/100-Mbit 4 Port Fast Ethernet controller (Twisted Pair)	1
BN25G-xx	Cable for 10BaseT Twisted Pair connection	
DEFPA-AB	PCI-based FDDI Adapter, single attachment station (SAS), multi-mode fiber (MMF), SC connector	2
DEFPA-DB	PCI-based FDDI Adapter, DAS, MMF, SC connector	2
BN34D-xx	MIC-SC dual fiber optic cable	
BN34B-xx	SC to SC dual fiber optic cable	
DEFPA-UB	PCI-based FDDI Adapter, SAS, TP-PMD, requires BN25H-03	2
DEFPA-MB	PCI-based FDDI Dual Adapter, DAS, TP-PMD, requires BN25H-03	2
BN25H-03	3 m (9.8 ft.) FDDI crossover cable	

Step 8—Additional Power Supply

- One additional power supply may be added to AlphaServer DS20 Pedestal system for N+1 redundancy.
- Redundant Power Supply requires a country-specific power cord.

H7899-AA 675 W Redundant Power Supply Option, requires country-specific power cord

Step 9—Keyboards, Power Cords, and Documentation

Keyboards

Systems ordered in North America include U.S. English keyboard and 120V power cord. Selection of a country-specific keyboard and power cord is mandatory for all non-North American orders.

Windows NT Keyboard	Country
SN-LKQ47-AA	US/English
SN-LKQ47-AB	Belgian
SN-LKQ47-AC	Canadian/French
SN-LKQ47-AD	Danish
SN-LKQ47-AE	UK
SN-LKQ47-AF	Finnish
SN-LKQ47-AG	German
SN-LKQ47-AI	Italian
SN-LKQ47-AK	Swiss/French
SN-LKQ47-AM	Swedish
SN-LKQ47-AN	Norwegian
SN-LKQ47-AP	French
SN-LKQ47-AR	Latin-American
SN-LKQ47-AS	Spanish
SN-LKQ47-AV	Portuguese
SN-LKQ47-AX	Bhcsy
SN-LKQ47-BA	International
SN-LKQ47-BH	Greek
SN-LKQ47-BI	Taiwanese
SN-LKQ47-BK	Korean
SN-LKQ47-BP	Polish
SN-LKQ47-BQ	Hungarian
SN-LKQ47-BR	Arabic
SN-LKQ47-BT	Cyrillic
SN-LKQ47-BU	Turkish
SN-LKQ47-BV	Czech
SN-LKQ47-CB	Thai
SN-LKQ47-CZ	Slovak

Pedestal Power Cords

Systems ordered in North America include one BN26J-1K 120 V North American power cord. Order a country-specific power cord for all systems ordered in Europe and AP.

BN26J-1K	North American, Japan, 120 V, 75-inches long
BN19H-2E	Australia, New Zealand, 2.5m long
BN19C-2E	Central Europe, 2.5 m long
BN19A-2E	UK, Ireland, 2.5 m long
BN19E-2E	Switzerland, 2.5 m long
BN19K-2E	Denmark, 2.5 m long
BN19Z-2E	Italy, 2.5 m long
BN19S-2E	Egypt, India, South Africa, 2.5 m long
BN18L-2E	Israel, 2.5 m long

Step 9—Keyboards, Power Cords, and Documentation (*continued*)

Rackmount Power Cords

Each system installed in a cabinet requires a Rackmount Kit 2T-R1200-AB, and one 4.5 meter power cord for each power supply ordered with system.

BN20Z-4E	4.5 m rackmount power cord for North America
BN35S-4E	4.5 m rackmount power cord for non-North America

Documentation

QZ-014AA-GZ	Additional AlphaServer DS20 User Guide (print and CD), Installation Card, and Release Notes
--------------------	---------------------------------------------------------------------------------------------

Step 10—Printers and Remote Console

Systems include two full duplex asynchronous serial ports and one bi-directional enhanced parallel port.

Asynchronous serial ports have 9-pin D-subminiature connectors. A 9-pin to MMJ adapter (H8571-J) is required for each connection. See printer section of *Systems and Options Catalog* for serial and parallel printer information.

Step 11—Software

- Selection of language specific Windows NT Server license, media kit is **mandatory**
- Windows NT Server kits are orderable with packaged systems **only**.

Windows NT Server plus 10-client access license, media (CD-ROM) kits

QB-23CAA-SE	Windows NT Server license, media kit North American English
QB-23C8A-SE	Windows NT Server license, media kit International English
QB-23CPA-SE	Windows NT Server license, media kit French
QB-23CGA-SE	Windows NT Server license, media kit German
QB-23CSA-SE	Windows NT Server license, media kit Spanish
QB-23CUA-SE	Windows NT Server license, media kit Italian
QB-23CJA-SE	Windows NT Server license, media kit Japanese
QB-23C5A-SB	Windows NT Server license, media kit Thai
QB-23CMA-SE	Windows NT Server license, media kit Swedish
QB-23CTA-SE	Windows NT Server license, media kit Hebrew
QB-23CQA-SE	Windows NT Server license, media kit Arabic
QB-23CHA-SE	Windows NT Server license, media kit Dutch
QB-23CVA-SE	Windows NT Server license, media kit Brazilian/Portuguese
QB-23C4A-SE	Windows NT Server license, media kit Korean
QB-23C3A-SE	Windows NT Server license, media kit Taiwanese
QB-23C2A-SE	Windows NT Server license, media kit PRC Chinese

Step 12—Hardware and Software Supplemental Support Services

Hardware—Americas and Asia Pacific only

- Systems include three-year hardware warranty, on-site with 5 x 9, 24-hour response time.
- Option order as part of the Initial System Sale take on the Warranty of the enclosure
- Option added after the Initial System Sale take on the Warranty of the enclosure until the enclosure warranty ends.
- All unique AlphaServer DS20 options have a minimum of 1 Year Return to Compaq Warranty.
- Select optional Hardware Supplemental Support Services if required.

Step 12—Hardware and Software Supplemental Support Services (*continued*)
Supplemental Service for System with 1 GB of memory or less.

FM-TC4HR-36	5 x 9, 4-hour response time
FM-TC512-36	5 x 12, 4-hour response time
FM-TC616-36	6 x 16, 4-hour response time
FM-TC724-36	7 x 24, 4-hour response time
FM-TCXHW-60	Years 1-5, next day, Onsite
FM-TC4HR-60	Years 1-5, 5x9, 4-hour response time
FM-TC512-60	Years 1-5, 5x12, 4-hour response time
FM-TC616-60	Years 1-5, 6x16, 4-hour response time
FM-TC724-60	Years 1-5, 7x24, 4-hour response time

Supplemental Service for System with more than 1GB of memory.

FM-TF4HR-36	5 x 9, 4-hour response time
FM-TF512-36	5 x 12, 4-hour response time
FM-TF616-36	6 x 16, 4-hour response time
FM-TF724-36	7 x 24, 4-hour response time
FM-TFXHW-60	Years 1-5, next day, Onsite
FM-TF4HR-60	Years 1-5, 5x9, 4-hour response time
FM-TF512-60	Years 1-5, 5x12, 4-hour response time
FM-TF616-60	Years 1-5, 6x16, 4-hour response time
FM-TF724-60	Years 1-5, 7x24, 4-hour response time

Installation Services

FM-TC12X-IN	Hardware product installation for AlphaServer DS20
FM-TCMEM-IN	Add-on memory installation for AlphaServer DS20
FM-TCSMP-IN	Add-on CPU installation for AlphaServer DS20

Software—Americas and Asia Pacific only

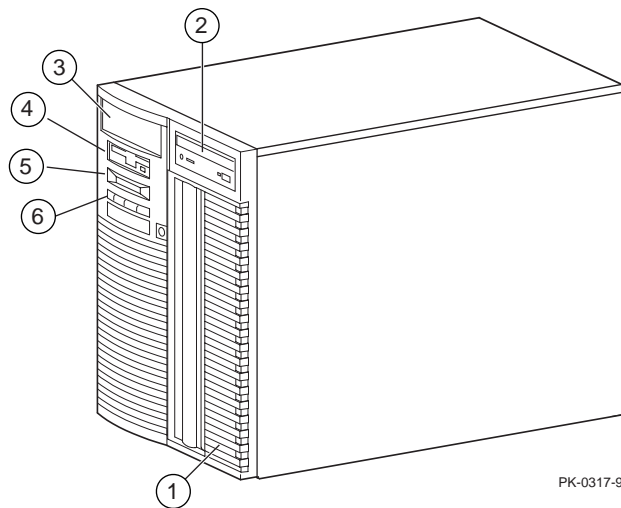
- Software service upgrades for Windows NT include advisory and remedial software support for the time period indicated.

FM-WNT03-12	12-month Software Supplemental Support for Windows NT AlphaServer DS20 systems
FM-WNT03-36	36-month Software Supplemental Support for Windows NT AlphaServer DS20 systems
FM-WNT03-60	60-month Software Supplemental Support for Windows NT AlphaServer DS20 systems

Step 12a—Hardware and Software Supplemental Support Services (Europe only)

Europe does **not** have specific part numbers for Hardware and Software Supplemental Support Services. Prices are quoted based on worldwide service reference pricing, contact MCS Sales in your country for information on Hardware and Software Supplemental Support Services.

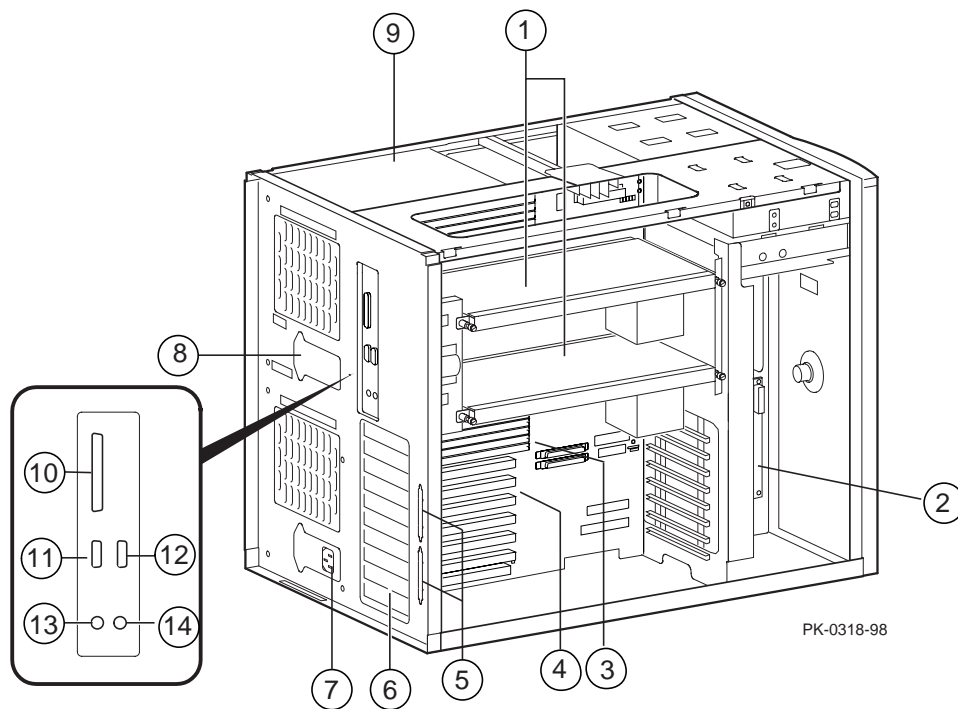
AlphaServer DS20 System Diagram Front View



PK-0317-98

- | | |
|--------------------------------------------|---------------------------|
| 1. StorageWorks shelf for hard disk drives | 4. Floppy diskette drive |
| 2. SCSI CD-ROM drive | 5. Control panel display |
| 3. Optional removable media drive bay | 6. Control panel switches |

AlphaServer DS20 System Diagram Side and Back View



PK-0318-98

- | | | |
|------------------------|---------------------------------|------------------------|
| 1. CPU modules | 6. PCI/ISA bulkhead ports | 10. Parallel port |
| 2. Server feature card | 7. Power inlet and power supply | 11. Serial port (COM2) |
| 3. Memory DIMMs | 8. Optional power inlet | 12. Serial port (COM1) |
| 4. PCI slots | 9. Fan or optional power supply | 13. Keyboard port |
| 5. SCSI breakouts | | 14. Mouse port |

System Specifications

Shipping Dimension		
Height	60 cm (23.8 in.)	
Width	43 cm (16.9 in.)	
Depth	65 cm (25.6 in.)	
Weight	43 kg (95 lb) typical	
	71 kg (156 lb) maximum	
Installed Dimensions		
Height	46 cm (18.1 in.)	
Width	35.8 cm (14.1 in.)	
Depth	58.6 cm (23.1 in.)	
Weight	39 kg (86 lb) typical	
	51 kg (113 lb) maximum	
Clearances	Operating	Service
Front	75 cm (29.5 in.)	75 cm (29.5 in.)
Rear	15 cm (6 in.)	75 cm (29.5 in.)
Sides	None	75 cm (29.5 in.)
Environmental		
Temperature	Operating*	10–40° C (50–104° F)
	Rate of change	11° C/hr (20° F/hr)
	Nonoperating	-40–66° C (-40–151° F)
	Storage (60 days)	-40–66° C (-40–151° F)
Relative humidity	Rate of change	20° C/hr (36F/hr)
	Operating	10–90%
	Nonoperating	10–95%
	Storage (60 days)	10–95%
Maximum wet bulb temperature	Rate of change	20%/hr
	Operating	28° C (82° F)
	Storage (60 days)	46° C (115°F)
Minimum dew point temperature	Operating	2° C (36° F)
	Storage (60 days)	Not tested
Maximum heat dissipation	Current	
Dual supply	4097 Btu/hr	
Air flow and quality	Intake location	Front
	Exhaust location	Rear
	Particle size	N/A
	Concentration	N/A
Altitude	Operating [†]	3048 m (10,000 ft)
	Nonoperating	12192 m (40,000 ft)
Mechanical shock	Operating	10 G 10 ms
	Nonoperating	20 G peak 30 ms
Vibration	Operating	10-500 Hz .1 G peak
	Nonoperating	1.03Grms 5-300Hz
Acoustics	AverageDeclared	
	Operating	5.7 L ^{wA} , B 38 L ^{pA} ^m , dba
	Idle	5.6 L ^{wA} , B 37 L ^{pA} ^m , dba
Electrical—Power Supplies are universal, PFC, auto Ranging, 100/240 Vac		
Nominal ac voltage	100-120 Vac	220-240 Vac
Operating Voltage range	90-128 Vac	180-256 Vac
Power source phase	Single	Single
Nominal frequency	60 Hz	50 Hz
Frequency range	59-61 Hz	49-51 Hz
Maximum inrush current per line core	11 Amps	22 Amps
RMS current (maximum)	12 Amps	5 Amps
Single power supply (Single cord set)	7.4 Amps each supply	3.7 Amps each supply
Dual power supply (Multiple cord set)	11.7 Amps @ 100Vac	4.9 Amps @ 220Vac
RMS current (typical)	9.3 Amps @ 120Vac	4.4 Amps @ 240Vac
Power cord	Type	IEC 320 C13
	Length	190 cm (75 in.)
	U.S. plug	NEMA 5-15

System Specifications (*continued*)

Regulatory	
Agency approvals	UL: Listed to UL1950 (3rd edition) CSA: Certified to CAN/CSA-C22.2 No. 950-M95 TUV: EN 60950 VDE 0805 GS marked FCC: Part 15.B Class A CE: EN55022, EN50082 VCCI Class II ITE BCIQ: CISPR22, CNS13438 C-Tick: CISPR22, AS/NZS 3548
Reviewed to	AS/NZ 3260:1993 Australian/New Zealand Standard EN 60950/A4: 1997 European Norm IEC 950 (2 nd edition, 3 rd amend)

* Maximum operating temperature at Sea Level. Reduce by 1 C (1.8 F) for each 600 m (2000 ft) above Sea Level.

† Higher altitudes are possible if maximum operating temperature is reduced (see Temperature, above); other restrictions may apply, such as maximum permissible altitude for hard drives.