

Illustrated Parts Breakdown



This appendix illustrates how to connect the system's component parts, presents global views of the system, and gives part numbers referenced in the manual.

System Interconnection

Figure B-1 illustrates system interconnection.

Exploded Views

Figures B-2, B-3 and B-4 illustrate global views of the system.

Part Numbers

The part numbers for field replaceable units, other hardware, and books follow the illustrations.

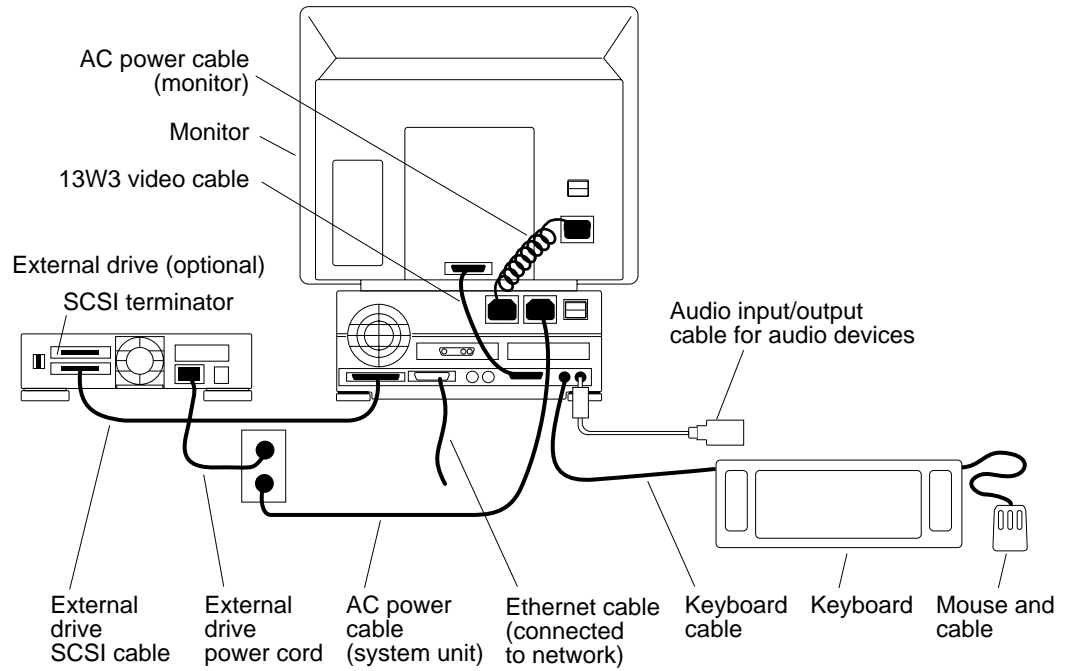


Figure B-1 System Interconnection

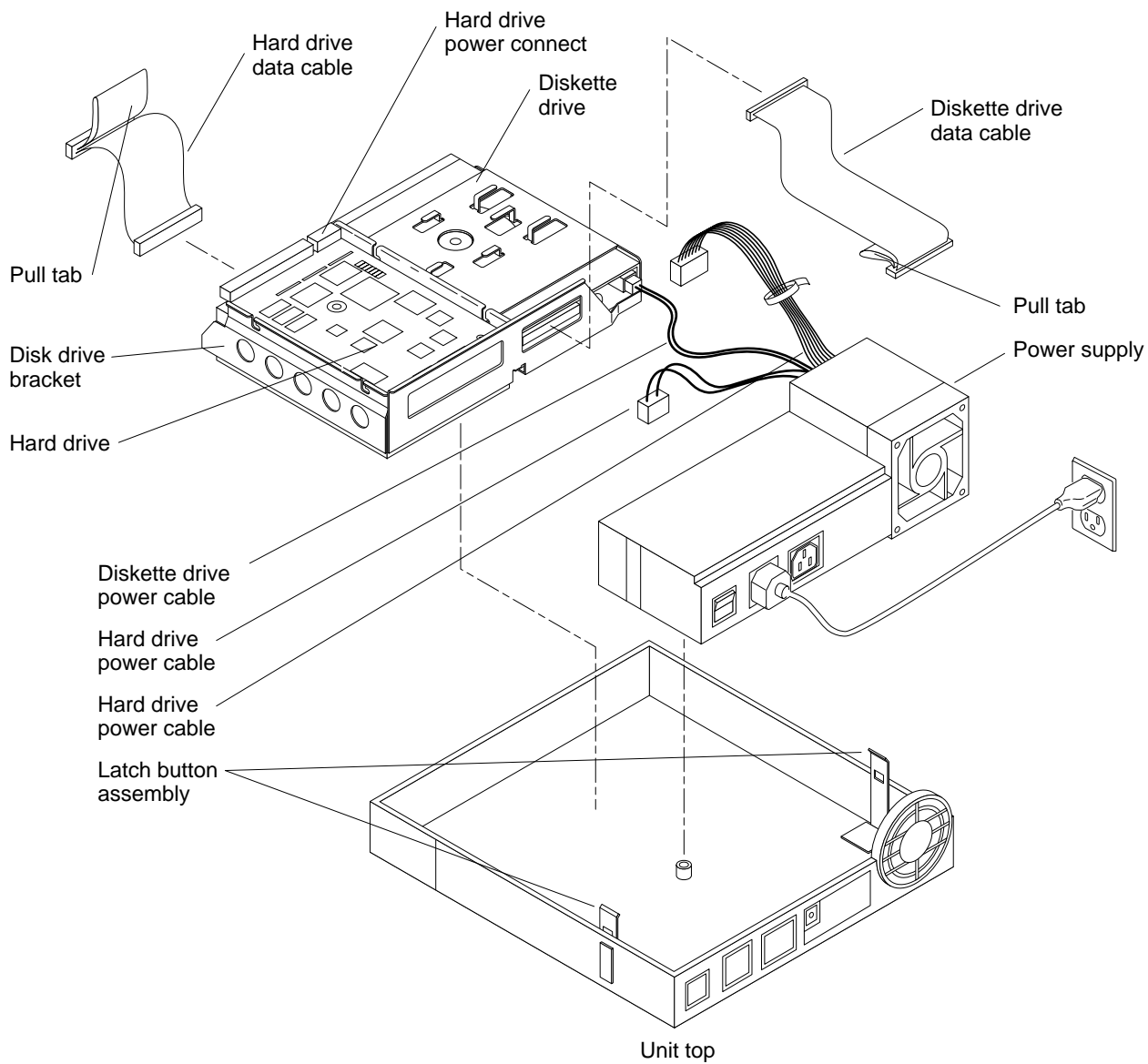


Figure B-2 Exploded View of the Unit Top

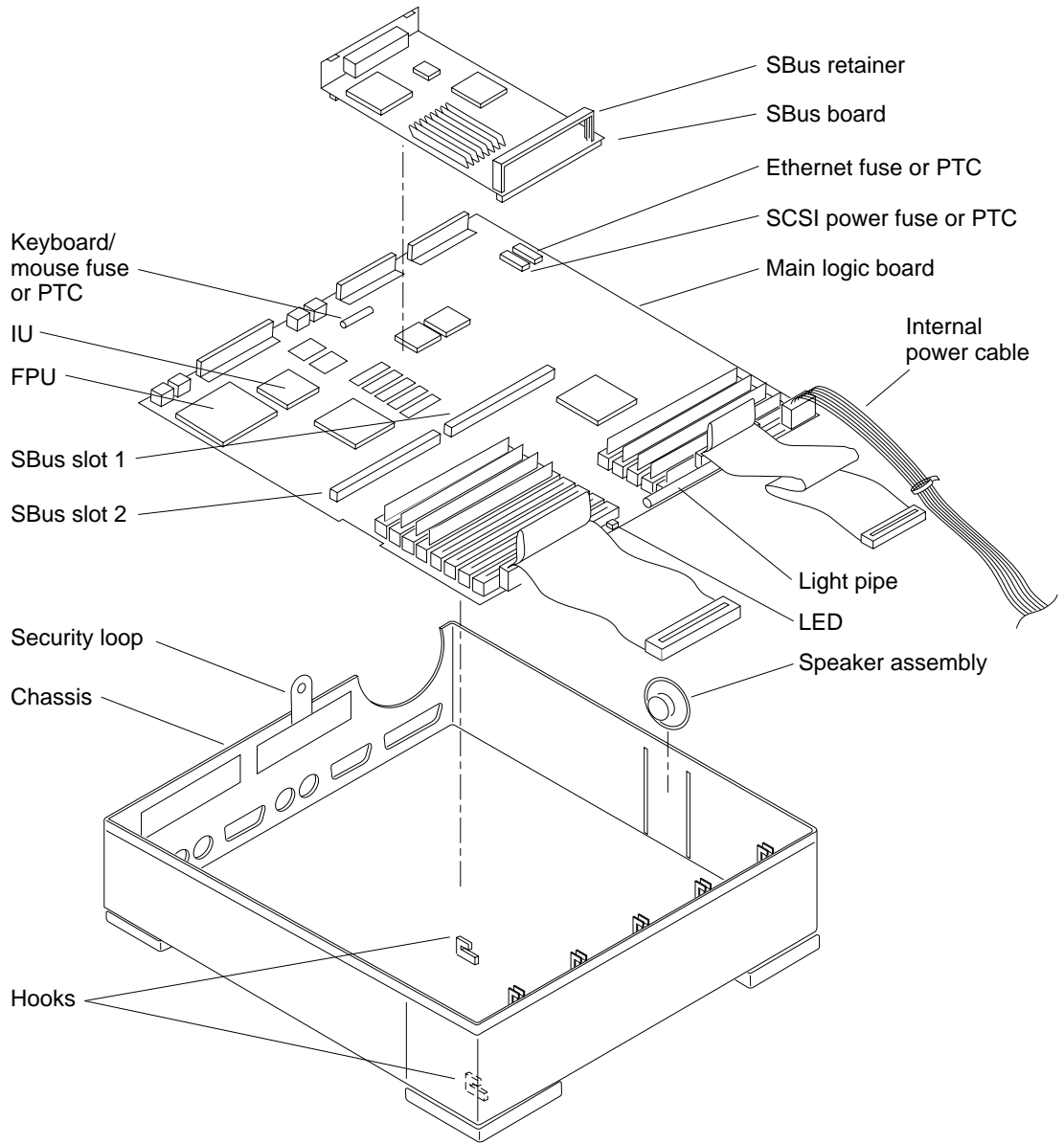


Figure B-3 Exploded View of the Unit Bottom

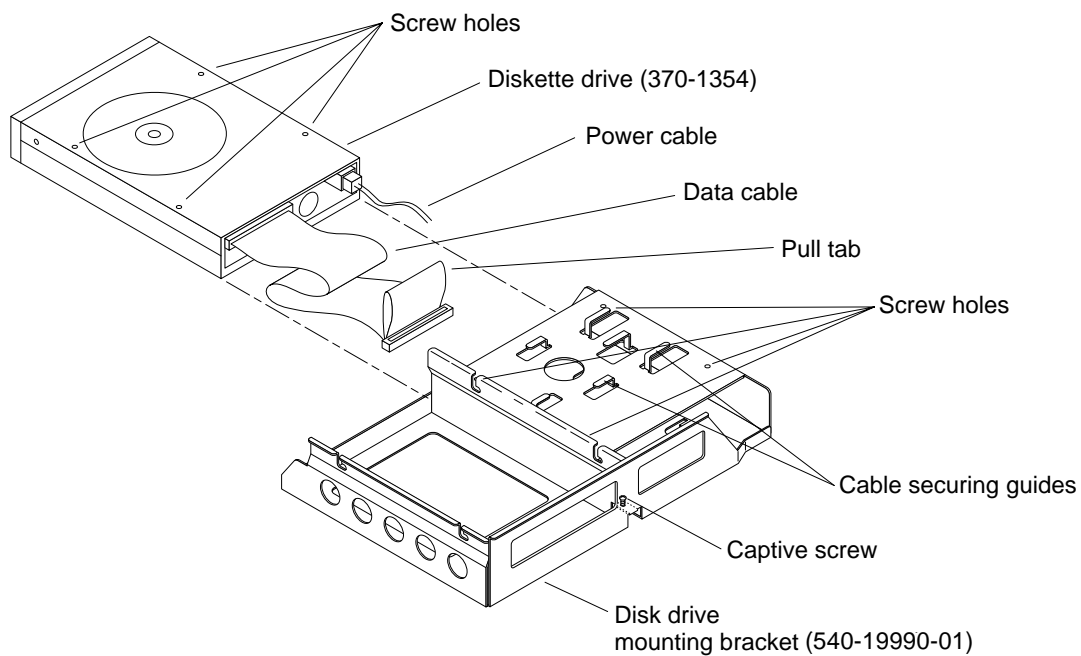


Figure B-4 Exploded View of the Disk Drive Mounting Bracket



Part Numbers

Field Replaceable Units		
Item	Description	Sun PN
1	104MB Disk Drive	370-1200-08
2	207 MB Disk Drive	370-1327-01
2a	207 MB Disk Drive - Low Profile	370-1417-xx
3	Floppy Drive	370-1354-01
4	65 Watt Power Supply	300-1055-03
5	LED Light Pipe	330-1304-02
6	CPU Assembly (8 MB) FCC Class A	501-1689-09
	CPU Assembly (8 MB) FCC Class A	501-1835-03
7	CPU Assembly (8 MB) FCC Class B	501-1870-01
8	1 MB SIMM Module	501-1408-01
9	Speaker Assembly	540-1973-01
10	3.5 inch Floppy Cable	530-1643-02
11	Hard Drive Cable	530-1678-01
12	Color Frame Buffer	501-1718-01
13	Audio Cable	530-1594-01
14	Serial Cable	530-1662-xx
15	Sun4 Keyboard	320-1005-02
16	Sun4 Mouse/Pad	370-1215-01
17	17" Mono Monitor	365-1055-01
18	16" Color Monitor 115V	365-1079-01
19	16" Color Monitor 240V	365-1080-01
20	19" Mono Monitor	365-1071-01
21	Second Ethernet Board	595-2116-01
22	Analog Monochrome Frame Buffer Board	501-1561-01
23	System unit power cord (USA)	180-1117-01
24	System unit power cord (Swedish, French, German)	180-1177-02
25	System unit power cord (Swiss/French, Swiss/German)	180-1178-02
26	System unit power cord (UK)	180-1176-02
27	Monitor convenience power cord	180-1179-01
28	Keyboard cables	530-1442-01
		530-1443-01
29	Latch button assembly	540-1983-01
30	Ethernet fuse	150-1174-01



31	SCSI power fuse	150-1174-01
32	Keyboard/mouse fuse	150-1174-01
33	16 MB SIMM (four 4MB SIMMs)	595-2109-01
34	Lockblock Assembly	540-1982-01
35	Disk drive bracket	340-1999-01
36	Foot	330-1214-xx

Other Hardware

37	SIMM Extraction tool	345-1184-02
38	Wrist strap	250-1007-xx
39	Vertical stand	540-2034-01
40	Anti-Static Mat	330-1145-xx

Books

41	<i>Desktop Storage Pack Installation Guide</i>	800-4109-03
42	<i>SPARCstation IPC Installation Guide</i>	800-5037-10
43	<i>Open Boot PROM Toolkit User's Guide</i>	800-4251-10
44	<i>Sundiag User's Guide</i>	800-3804-10
45	<i>Sun System & Network Manager's Guide</i>	800-4098-10
46	<i>SunDiagnostic Executive User's Guide for the SPARCstations</i>	800-4826-10
47	<i>Introduction to Open Boot 2.0</i>	800-5674-10
48	<i>Open Boot 2.0 Command Reference</i>	800-6076-10
49	<i>Open Boot 2.0 Command Reference Summary</i>	800-5675-10

