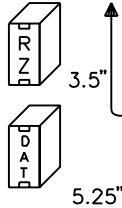


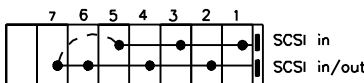
StorageWorks SW500

- RZ26L-VA 1GB
- RZ28M-VA 2GB
- RZ29B-VA 4.3GB



SCSI Cable

- BN21H-01 1.0m Cntrl to Shelf
- BN21H-02 2.0m Front to Back
- BN21H-0E 0.5m Back to Back from Cntrl
- BN21H-0E 0.5m Shelf to Shelf
- BC19J-03 3ft Tape to Tape



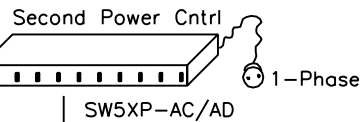
- TLZ06-VA 4GB

- RZ74-VA 3.5GB

- RRD42-VB 600MB

- RRD42-VU Second CD-drive

Power
60Hz/120V/50Hz/240V

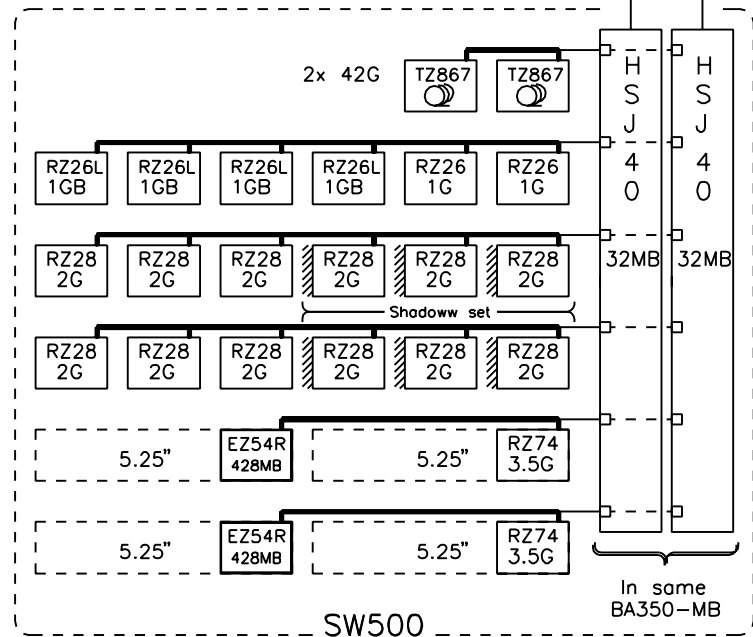
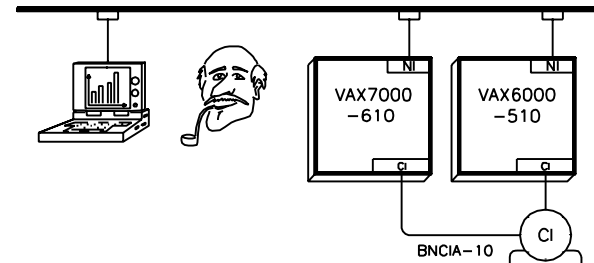


120V/240V
SW500-FC/FD

Cabinet with ONE Power Controller and Air Blowers for 7200rpm disks.

Air Blowers

1-Phase



Logical layout of CI-cluster schematics.

EXAMPLE

Dual-redundant 3x3 x 1GB	Single system 3x3 x 1GB
1x SW500-FC/FD	1x SW500-FC/FD
1x SW5XP-AC/AD	--
1x BA350-MB	1x BA350-MB
1x BA35X-HF	1x BA35X-HF
2x HSJ40-AF	1x HSJ40-AF
3x BA350-JA	3x BA350-JA
3x BA35X-HA	--
9x RZ26L-VA	9x RZ26L-VA
3x BN21H-01	3x BN21H-01

GESW500A

digital 21-Nov-1995 Detail Layer
GOLDsw500

SW500

StorageWorks SW500
GOLDEN EGGS Visual Configurations, Helsinki