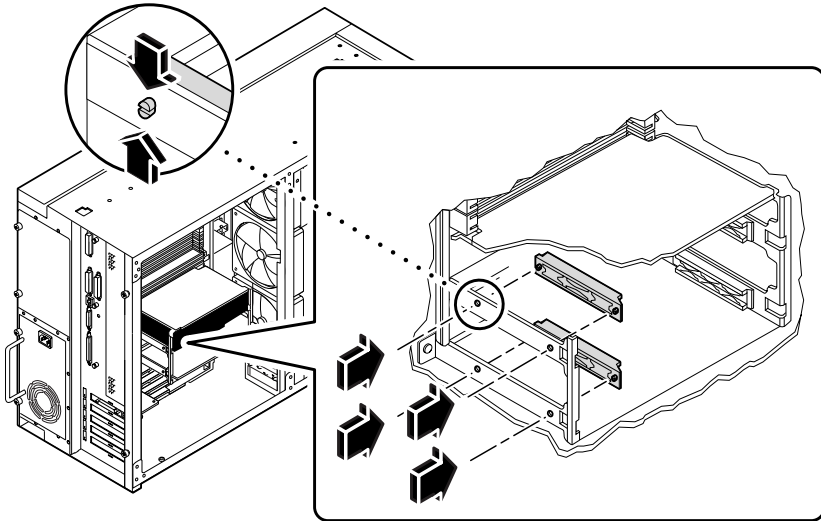


To prevent damage to your new UltraSPARC™ II 400-MHz CPU module, you must replace two CPU card cage guides *before* you install *any* new CPU module. Remove your old CPU modules from the Sun Enterprise™ 250 server. Follow the instructions in the section “How to Remove a CPU Module” in the *Sun Enterprise 250 Server Owner’s Guide*. Remove both modules if necessary.

Removing the CPU Module Card Cage Guides

- ♦ Remove both card guides installed on the left (rear panel) side of the CPU card cage.
Using a pair of pliers, squeeze the guide split posts together, and push the post until the card guide is loosened on the inside of the card cage.



Warning – Failure to carefully follow the installation instructions could result in permanent damage to your new UltraSPARC II 400-MHz CPU module.

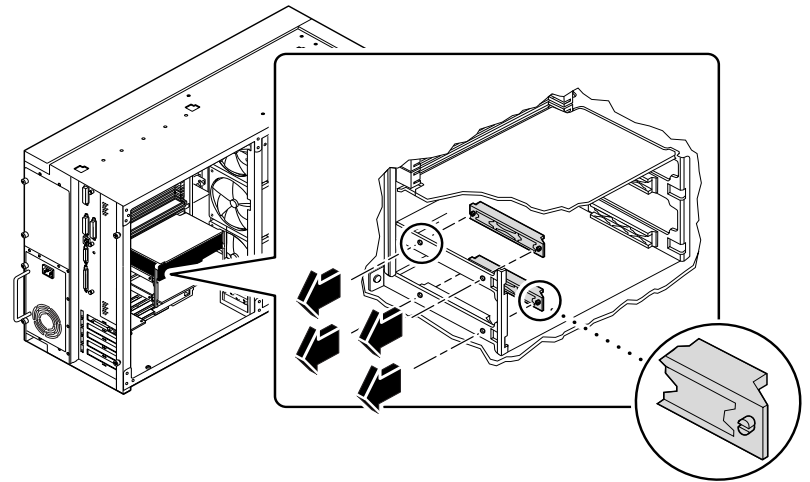
Installing the CPU Module Card Cage Guides

1. Align each new card guide so that the sloped end is nearest to the front of the card cage, and so that the holes are opposite those in the CPU card cage assembly.



Warning – Make sure that the *sloped* end of each new card guide is toward the opening into which the CPU module is installed.

2. Press each new card guide until it locks into place.



Follow the instructions in the *Sun Enterprise 250 Server CPU Module Guide*, to install your new UltraSPARC II 400-MHz CPU module. Install both new modules, if necessary.

Sun Documentation on the Web

The docs.sun.comsm web site enables you to access Sun technical documentation on the Web. You can browse the docs.sun.com archive or search for a specific book title or subject at:

<http://docs.sun.com>

Sun Welcomes Your Comments


We are interested in improving our documentation and welcome your comments and suggestions. You can email your comments to us at:

docfeedback@sun.com

Please include the part number of the document in the subject line of your email.

Copyright 1999 Sun Microsystems, Inc. All rights reserved. Use is subject to license terms. Third-party software, including font technology, is copyrighted and licensed from Sun suppliers. Sun, Sun Enterprise, Sun Microsystems, the Sun Logo, and Solaris, are trademarks or registered trademarks of Sun Microsystems, Inc. in the U.S. and other countries. Portions may be derived from Berkeley BSD systems, licensed from U. of CA. All SPARC trademarks are used under license and are trademarks or registered trademarks of SPARC International, Inc. in the U. S. and other countries. **RESTRICTED RIGHTS:** Use, duplication, or disclosure by the U.S. Government is subject to restrictions of FAR 52.227-14(g)(2)(6/87) and FAR 52.227-19(6/87), or DFAR 252.227-7015(b)(6/95) and DFAR 227.7202-3(a).

Copyright 1999 Sun Microsystems, Inc. Tous droits réservés. Distribué par des licences qui en restreignent l'utilisation. Le logiciel détenu par des tiers, et qui comprend la technologie relative aux polices de caractères, est protégé par un copyright et licencié par des fournisseurs de Sun. Des parties de ce produit pourront être dérivées des systèmes Berkeley BSD licenciés par l'Université de Californie. Sun, Sun Enterprise, Sun Microsystems, le logo Sun, et Solaris, sont des marques de fabrique ou des marques déposées de Sun Microsystems, Inc. aux États-Unis et dans d'autres pays. Toutes les marques SPARC sont utilisées sous licence et sont des marques de fabrique ou des marques déposées de SPARC International, Inc. aux États-Unis et dans d'autres pays.

 Recycled Paper Sun Microsystems, Inc. • 901 San Antonio Road • Palo Alto, CA 94303-4900
USA • 650 960-1300 • Fax 650 969-9131



Part Number: 806-0385-10
February, 1999, Revision A



Sun Enterprise™ 250 CPU Module Card Cage Guide

Read Me First!

